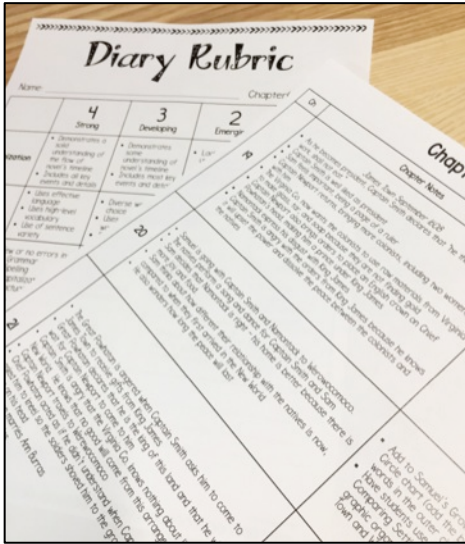


Blood on the River Novel Study


Table of Contents

Resource	What is it?
Teaching Tips	Tips just for YOU to make the most of this resource.
Teacher Notes	Notes on all the chapters and characters for your reference.
Packet Covers	Use these covers to create a question and vocabulary packet for your students.
Question Packet	Multiple comprehension questions for <u>every</u> chapter to track student understanding.
Questions Answer Key	Answer key for your convenience.
Vocabulary	Five key vocabulary words for <u>every</u> chapter to help students understand what they are reading.
Vocabulary Answer Key	Definitions for all the vocabulary words for your convenience.
Samuel's Diary	An alternate comprehension activity to a question packet.
Central Questions	Questions to provide a purpose for reading each chapter.
Graphic Organizers	Visual displays to help students organize their ideas.
Activities	Extra creative options to bring this novel to life in your classroom!
Anchor Charts	Sample charts to recreate with your class while teaching the novel.


Using This Resource



Teacher Notes for every chapter and rubrics for activities.




Comprehension questions and answer key for every chapter.



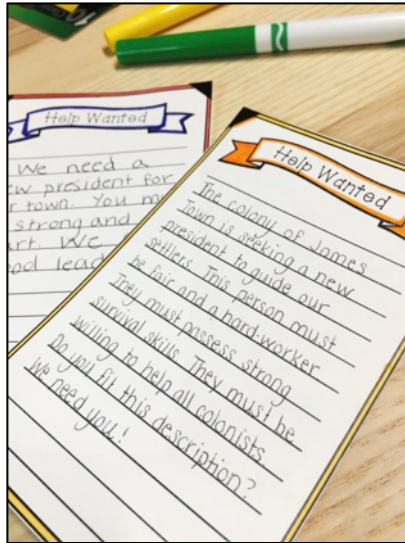
Vocabulary and answer key for every chapter.

For the Teacher

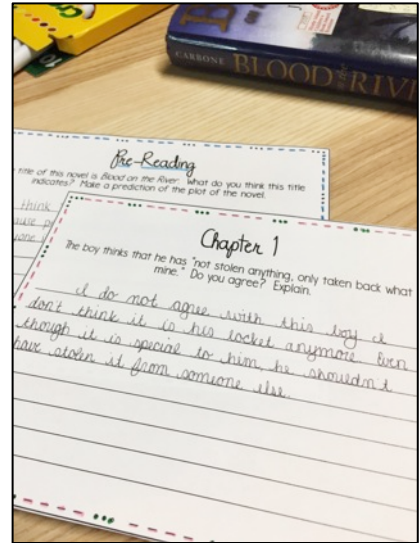
Using This Resource



Students can create a diary as an alternate to comprehension questions.



Hands on activities!



Central Questions for each chapter to give students a purpose for reading.

For the Student